




MPI All-In[®] System

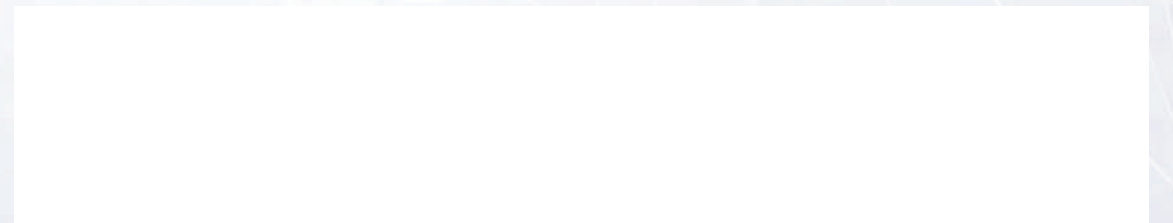
Future commitment





MPI All-In® System	4
Advantages	6
Internal connection conical seal	11
- Prosthetic components CM	12
- Prosthetic components for digital solutions	24
Abutment screws	26
Surgical material	27
- Dental cases	28
- Surgical drills	30
- Screwdrivers and surgical instruments	32
General information	34
- Packaging opening instructions	35
- International implantable product card	36
- Label symbology	37
- Recommended implant position	38
- Quality and general cconditions of sale	39

MPI All-In[®] System



Advantages MPI All-In®

Due to the design of its threads, the MPI All-In® dental implant is optimal for all kind of bone qualities, providing a wide range of surgical solutions for the clinicians.

Coronal Design

The coronal area with rings, optimises the distribution of the fatigue forces by reducing stress on the crestal bone.

In case of bacterial colonisation, the spread of bacteria is slowed down by the design of the closed rings, which provides the clinician a margin to maneuver and react.

Thread Design

The "Straight-Conical" body and the distance between threads of 1,0 mm, allow a controlled insertion, facilitating thus the surgery.

The shape of the threads provide a retentive anchor in all bone densities, obtaining an optimal initial stability.

Apical Design

Its three straight cutting-sides gradually compact the bone, giving it an unbeatable osteotome effect.

Its rounded apex optimises implant positioning in the undersized implant beds.

INTERNAL
CONNECTION
CONICAL
SEAL

Connection Design

The MPI All-In® internal connection conical seal facilitates with its double internal hexagon, the fast and tight insertion of its prosthetic components. The monoblock behaviour of the abutment-implant, prevents bacterial filtrations and strengthens the design, avoiding physical fatigue.

Superficial Treatment Integratec®

Integratec® double superficial treatment. Its optimal macrostructure and microstructure favour the adhesion of osteoblasts and increases the bone-implant contact.

High Performance Titanium

The commercially pure Titanium Grade IV cold drawn material is used for the production of MPI All-In® dental implants. This characteristic of the raw material improves its hardness by 20%, thus increasing the resistance of the implant to higher insertion torques.

Material of German origin.

Internal Connection Conical Seal

Product features

- Easy insertion, thanks to its optimal threads design and three straight cutting sides.
- Maximum resistance, due to the Titanium Grade IV cold drawn.
- Better load distribution by reinforced coronal area.
- Rings in the coronal area, which help reduce the crestal bone resorption.
- Indicated for all types of bone densities.
- Coloured coded cover screw included.
- Direct hand piece connector to the implant.
- Prosthetic components compatible with MPI implants of conical seal.
- Maximum torque recommended: 80 N·cm.

Prosthetic component included with the implant, to choose among:




Transepithelial
Straight
Abutment



Ti-Base +
Abutment Screw



Cr-Co Base Castable
Abutment +
Abutment Screw



H - Length (mm)	D - Diameter (mm)				
	IACM	Ø 3,5	Ø 3,75	Ø 4,3	Ø 5
8,5		IACM38	IACM378	IACM48	-
10		IACM310	IACM3710	IACM410	IACM510
11,5		IACM311	IACM3711	IACM411	IACM511
13		IACM313	IACM3713	IACM413	IACM513
15		IACM315	IACM3715	IACM415	-



Cover Screw

- Made of Titanium Grade V with anodizing treatment.
- Use with screwdriver hexagonal manual Ø 1,2 mm (SDHM 121 / SDHM 122).
- Maximum torque recommended: 10 N·cm.

	Ø 3,5 / Ø 3,75 / Ø 4,3	Ø 5
0 mm	CM594	CM595

Drilling sequence IACM



	Implant diameter (mm)			
	Ø 3,5	Ø 3,75	Ø 4,3	Ø 5
Lance Drill	● ● ● ●	● ● ● ●	● ● ● ●	● ● ● ●
Straight Drill Ø 2,0 mm	● ● ● ●	● ● ● ●	● ● ● ●	● ● ● ●
Conical Drill Ø 3,5 mm	● ● ● ●			
Conical Drill Ø 3,75 mm		● ● ● ●		
Conical Drill Ø 4,3 mm			● ● ● ●	
Conical Drill Ø 5 mm				● ● ● ●
Pilot Drill Ø 3,5 mm	● *3 marks ● *4 marks			
Pilot Drill Ø 3,75 mm		● *3 marks ● *4 marks		
Pilot Drill Ø 4,3 mm			● *3 marks ● *4 marks	
Pilot Drill Ø 5 mm				● *3 marks ● *4 marks
Tap	●	●	●	●

● BONE TYPE IV ● BONE TYPE III ● BONE TYPE II ● BONE TYPE I * OPTIONAL

MPI All-In®
System

Internal
Connection
Conical Seal



Healing Abutment Straight

- Made of Titanium Grade V.
- Maximum torque recommended 10 Ncm.
- Use with screwdriver 1,2 mm (SDHM121 / SDHM122).

	Ø 3,5 / Ø 3,75 / Ø 4,3	Ø 5
2 mm	EXC701	-
3 mm	EXC702	EXC706
4 mm	EXC703	-
5 mm	EXC704	EXC707
7 mm	EXC705	EXC708



Healing Abutment Aesthetic

- Made of Titanium Grade V.
- Maximum torque recommended 10 Ncm.
- Use with screwdriver 1,2 mm (SDHM121 / SDHM122).


	Ø 3,5 / Ø 3,75 / Ø 4,3	Ø 5
	Ø 4,3 - Ø 5	Ø 5 - Ø 6
3 mm	EXC709	EXC711
5 mm	EXC710	EXC712



Temporary Abutment

- Made of PEEK.
- Maximum torque recommended 10 Ncm.
- Recommended: hexagonal abutment for single restorations and cylindrical abutment for multiple restorations.
- Used in temporary restorations.
- Abutment screw not included (CM535 / CM536).

	Ø 3,5 / Ø 3,75 / Ø 4,3	Ø 5
Hexagonal	CM523	CM524
Cylindrical	CM525	CM526





Impression Coping Open Tray

- Made of stainless steel.
- Maximum torque recommended 10 N·cm.
- Use with screwdriver 1,2 mm (SDHM121 / SDHM122).

	Ø 3,5 / Ø 3,75 / Ø 4,3	Ø 5
Straight	CM541	CM542
	Ø 3,5 / Ø 3,75 / Ø 4,3 - Ø 5	Ø 5 - Ø 6
Aesthetic	CM543	CM544



Impression Coping Closed Tray

- Made of stainless steel.
- Maximum torque recommended 10 N·cm.
- Rotating, for multiple restorations.

	Ø 3,5 / Ø 3,75 / Ø 4,3	Ø 5
Straight	CM545	CM546
	Ø 3,5 / Ø 3,75 / Ø 4,3 - Ø 5	Ø 5 - Ø 6
Aesthetic	CM547	CM548



Implant Analog

- Made of stainless steel.

Ø 3,5 / Ø 3,75 / Ø 4,3	Ø 5
EXC749	EXC750



Straight Abutment

- Made of Titanium Grade V.
- Maximum torque recommended 30 N·cm.
- For direct implant restorations.
- For cement-retained prosthesis.
- Recommended that the gum height should be superior than the shoulder of the abutment.
- Served with the abutment screw (CM535/CM536).

	Ø 3,5 / Ø 3,75 / Ø 4,3	Ø 5
1 mm	CM551	CM555
2 mm	CM552	CM556
3 mm	CM553	CM557
4 mm	CM554	CM558



Angled Abutment

- Made of Titanium Grade V.
- Maximum torque recommended 30 N·cm.
- For direct implant restorations.
- For cement-retained prosthesis.
- Recommended that the gum height should be superior than the shoulder of the abutment.
- Served with the abutment screw (CM535/CM536).

	Ø 3,5 / Ø 3,75 / Ø 4,3	Ø 5
Angulation 15°	CM559	CM561
Angulation 25°	CM560	CM562

Cr-Co Base Castable Abutment



- Maximum torque recommended 30 N-cm.
- For direct implant restorations.
- Recommended hexagonal abutment for single restorations.
- All non-rotating castable abutments are in black color and the rotating castable abutments in white color.
- Served with the abutment screw (CM535/CM536).

	Ø 3,5 / Ø 3,75 / Ø 4,3	Ø 5
Hexagonal	CM575	CM576
Cylindrical	CM577	CM578



Cr-Co Base Angled Castable Abutment

- Maximum torque recommended 20 N-cm.
- To use with screw-retained prostheses.
- Served with dynamic screw (CM579 / CM580).

	Ø 3,5 / Ø 3,75 / Ø 4,3	Ø 5
Hexagonal 17°	CM585	CM586
Hexagonal 30°	CM587	CM588
Cylindrical 17°	CM581	CM582
Cylindrical 30°	CM583	CM584



MPI Pack

- Composed of: Impression Coping, Implant Analog, Cr-Co Base Castable Abutment and Abutment Screw.

	Ø 3,5 / Ø 3,75 / Ø 4,3	Ø 5
Hexagonal	MPI PACK CMS HEX.	MPI PACK CML HEX.
Cylindrical	MPI PACK CMS CIL.	MPI PACK CML CIL.

Transepithelial System



Transepithelial Straight Abutment

- Made of Titanium Grade V.
- Maximum torque recommended 30 N-cm.
- For multiple restorations.

	Ø 3,5 / Ø 3,75 / Ø 4,3	Ø 5
1,5 mm	EXC765	EXC769
2,5 mm	EXC766	EXC770
3,5 mm	EXC767	EXC771
4,5 mm	EXC768	EXC772



Transepithelial Angled Abutment

- Made of Titanium Grade V.
- Maximum torque recommended 30 Ncm.
- For use in multiple restorations.
- Allows to correct disparelisms between implants.
- Indicated for Ø 4,3 mm implants.
- Served with definitive screw (TRO01).

	Angulation 17°	Angulation 30°
2,5 mm	CM569	-
3,5 mm	CM570	CM571
4,5 mm	-	CM572



Healing Cap

TRO07



Hand Piece Connector

TRO10

Transepithelial System



Impression Coping Open Tray

- Made of stainless steel.
- Maximum torque recommended 10 N·cm.
- Use with screwdriver 1,2 mm (SDHM121 / SDHM122).

TR002



Impression Coping Closed Tray

- Made of stainless steel.
- Maximum torque recommended 10 N·cm.
- Indicated for multiple restorations.

TR003



Replica

- Made of stainless steel.

TR004



Provisional

- Made of PEEK.
- For multiple restorations.
- Short screw M 1,4 not included (TRoo8 / TRoo9).

TR006



Straight Abutment

- Made of Titanium Grade V.
- For multiple restorations.
- Short screw M 1,4 not included (TRoo8 / TRoo9).

TR011



Castable Abutment

- Use with screw-retained prostheses.
- Indicated for multiple restorations.
- Short screw M 1,4 not included (TRoo8 / TRoo9).

TR005



Cr-Co Base Castable Abutment

- For direct implant restorations.
- Maximum torque recommended 30 N·cm.
- Use with screw-retained prostheses.
- Recommended hexagonal abutment for single restorations.

Hexagonal

TR015A

Cylindrical

TR015



Short Screw M 1,4

- Made of Titanium Grade V.
- Maximum torque recommended 10 N·cm.
- For transepithelial uniblock abutment, use the TRO09 screw.
- For transepithelial angled abutment, use the TRO08 screw.

2 mm

TR008

3 mm

TR009



Ti-Base

- Manufactured in Titanium Grade V and Titanium Nitride (TiN) coating.
- Short screw not included (TRoo8 / TRoo9).
- Allows angulation with dynamic screw up to 30°.

Hexagonal

TR013A

Cylindrical

TR013



Digital Transepithelial Analog

Hexagonal

TR012A

Cylindrical

TR012

Scanbody



TR014

Locator® System



Locator® Abutment

- Threaded abutment Locator® directly to the implant.
- Indicated for overdentures.
- Tolerates implant divergences between 20° y 40°.
- Use with the Locator® Core Tool (LO8393).

	Ø 3,5 / Ø 3,75 / Ø 4,3	Ø 5
1 mm	LO8115	LO8686
2 mm	LO8116	LO8687
3 mm	LO8117	LO8688
4 mm	LO8118	LO8689
5 mm	LO8119	LO8690



Impression Coping

LO8505



Analog

LO8530



Standard Range Male Processing Package

Allows divergences up to 20°.

LO8519



Extended Range Male Processing Package

Allows divergences up to 40°.

LO8540

Retention Replacement Male



White (2,27 Kgf)	LO8524
Pink (1,36 Kgf)	LO8527
Blue (0,68 Kgf)	LO8529
Green (1,36 - 1,81 Kgf)	LO8547
Red (0 - 0,68 Kgf)	LO8548

Locator® Core Tool



LO8393

Locator® Bar Attachment System



Drill & tap

Bar Abutment Thread (pack 2 units)	LO8589
Castable Threaded Insert (pack 10 units)	LO8014
Bar Male Processing Package (pack 2 units)	LO8028



Cast to

Cast-to Abutment (pack 2 units)	LO8586
Bar Male Processing Package (pack 2 units)	LO8028

Locator® U.S. Patent Nos. 6,030,219 and 6,299,447.

Equator® System



Equator® Abutment

- Threaded abutment directly to the implant.
- Indicated for overdentures.
- Tolerates an implant divergence up to 50°.
- Use with Equator® tools (EQ1001 / EQ1009).
- Standard retention replacement male processing package included in the Equator® abutment package.

Internal Connection Conical Seal

	Ø 3,5 / Ø 3,75 / Ø 4,3	Ø 5
1 mm	EQCM341	-
2 mm	EQCM342	EQCM52
3 mm	EQCM343	EQCM53
4 mm	EQCM344	EQCM54
5 mm	EQCM345	EQCM55
6 mm	EQCM346	-
7 mm	EQCM347	-



Impression Coping

EQ1002



Analog

EQ1010

Retention Replacement Male



Black	EQ1003
Purple (2,7 kg)	EQ1005
Pink (1,2 kg)	EQ1006
Yellow (0,6 kg)	EQ1007
White (1,8 kg)	EQ1008

Equator® Tools



EQ1001



EQ1009



CAD-CAM System



Ti-Base

- Made of Titanium Grade V with Titanium Nitride (TiN).
- Abutment screw included (CM535/CM536).
- Allows angulation with dynamic screw up to 30°.

	Ø 3,5 / Ø 3,75 / Ø 4,3	Ø 5
Hexagonal	CM600	CM601
Hexagonal 2 mm	CM600HG2	CM601HG2
Hexagonal 3 mm	CM600HG3	CM601HG3
Cylindrical	CM602	CM603
Cylindrical 2 mm	CM602HG2	CM603HG2
Cylindrical 3 mm	CM602HG3	CM603HG3



Dynamic Screw

- Maximum torque recommended 20 N-cm.
- Use with angled screwdriver KD9142.

Ø 3,5 / Ø 3,75 / Ø 4,3	Ø 5
CM579	CM580



Dynamic Screwdriver

- Use with dynamic screw (CM579 / CM580).

20 mm	KD9142S
25 mm	KD9142M
30 mm	KD9142L



Scanbody

- Made of Titanium Grade V.
- Surface treatment to avoid reflection.
- Abutment screw (CM535 / CM536) included.

	Ø 3,5 / Ø 3,75 / Ø 4,3	Ø 5
Hexagonal	CM610	CM611



Digital Analog

- Made of stainless steel.

	Ø 3,5 / Ø 3,75 / Ø 4,3	Ø 5
Hexagonal	CM612	CM613

exocad

3shape

Download our libraries at
www.mpimplants.com



Conical Seal			
Definition	Reference	Implant Diameter	Recommended Torque
Abutment screw hex. 1,2 mm	CM535	Ø 3,5 / Ø3,75 / Ø 4,3 mm	30 N·cm
	CM536	Ø 5 mm	30 N·cm
Abutment screw hex. 1,2 mm with DLC treatment	CM535 DLC	Ø 3,5 / Ø3,75 / Ø 4,3 mm	30 N·cm
	CM536 DLC	Ø 5 mm	30 N·cm
Laboratory screw	CM537	Ø 3,5 / Ø3,75 / Ø 4,3 mm	20 N·cm
	CM538	Ø 5 mm	20 N·cm
Definitive gold screw	CM539	Ø 3,5 / Ø3,75 / Ø 4,3 mm	30 N·cm
	CM540	Ø 5 mm	30 N·cm
Dynamic screw	CM579	Ø 3,5 / Ø3,75 / Ø 4,3 mm	20 N·cm
	CM580	Ø 5 mm	20 N·cm



Transepithelial System			
Definition	Reference	Implant Diameter	Recommended Torque
Definitive screw CM transepithelial	TR001 CM	Ø 3,5 / Ø 3,75 / Ø 4,3 mm	30 N·cm
		Ø 5 mm	
Short screw M 1.4 for angled transepithelials (2 mm)	TR008	-	10 N·cm
Short screw M 1.4 for angled transepithelials (3 mm)	TR009	-	10 N·cm

Surgical Material

Dental Case Combined

MPI Privilege®, MPI Excellence®, MPI All-In®

Reference	Description
DC68	Dental Case Combined
IDCC68	Insert Dental Case Combined



Content of Dental Case		
Dental case	Hand piece connector	Tap conical Ø 5 mm
Lance drill	Ratchet extensor long	Conical directional indicators
Drill extensor	Ratchet extensor short	Hand piece connector conical Ø 3,5 / Ø 4 mm
Initial drill Ø 2x15 mm	Conical drill Ø 3,5 mm	Hand piece connector conical Ø 5 mm
Drill Ø 2,75 mm	Conical drill Ø 3,75 mm	Ratchet extensor Ø 3,5 / Ø 4 mm
Drill Ø 3 mm	Conical drill Ø 4,3 mm	Ratchet extensor Ø 5 mm
Step drill Ø 3,25 / Ø 3,60 mm	Conical drill Ø 5 mm	Screwdriver hexagonal manual 1,0 mm
Step drill Ø 4,25 / Ø 4,60 mm	Pilot drill conical Ø 3,5 mm	Screwdriver hexagonal manual 1,2 mm
Countersink	Pilot drill conical Ø 3,75 mm	Motor screwdriver hexagonal 1,2 mm short
Pilot drill	Pilot drill conical Ø 4,3 mm	Motor screwdriver hexagonal 1,2 mm long
Tap Ø 3 mm	Pilot drill conical Ø 5 mm	Wrench standard
Tap Ø 4 mm	Tap conical Ø 3,5 mm	Open holding key
Tap Ø 5 mm	Tap conical Ø 3,75 mm	Implant depth gauge
Straight directional indicators	Tap conical Ø 4,3 mm	Insert IDCC68

MPI Excellence® and MPI All-In® Dental Case

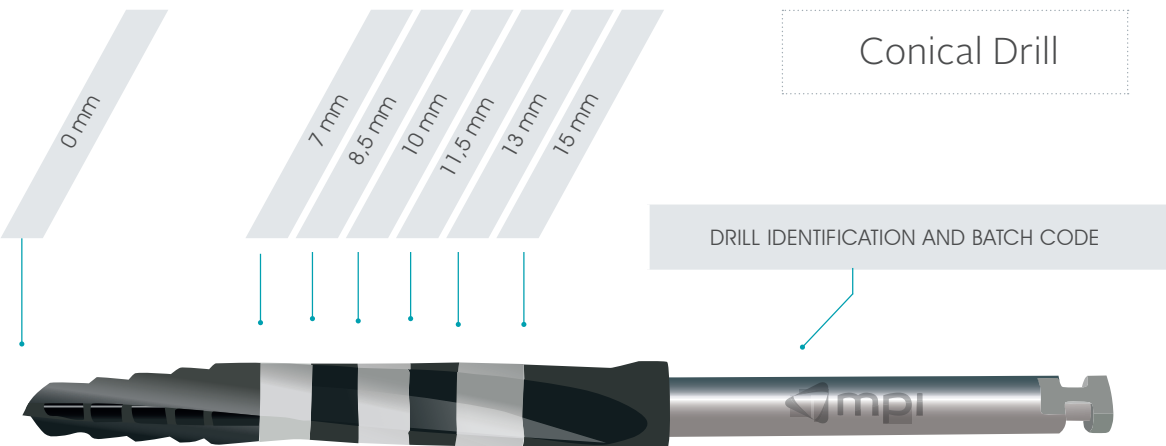
Reference	Description
DC36	Dental Case Small
IDCE36	Insert Dental Case MPI Excellence® Small



Content of Dental Case		
Lance drill	Hand piece connector conical Ø 3,5 / Ø 3,75 / Ø 4,3 mm	Screwdriver hexagonal manual 1,0 mm long
Initial drill Ø 2 x 15 mm	Hand piece connector conical Ø 5 mm	Ratchet extensor conical small long Ø 3,5 / Ø 3,75 / Ø 4,3 mm
Tap conical Ø 3,5 mm	Pilot drill conical Ø 3,5 mm	Ratchet extensor conical large long Ø 5 mm
Tap conical Ø 3,75 mm	Pilot drill conical Ø 3,75 mm	Screwdriver hexagonal manual 1,2 mm long
Tap conical Ø 4,3 mm	Pilot drill conical Ø 4,3 mm	Wrench standard
Tap conical Ø 5 mm	Pilot drill conical Ø 5 mm	Insert IDCE36


Surgical Drills

Conical Drill



CONICAL DRILLS	
DIAMETER	REFERENCE
Ø 3,5 mm	CD3
Ø 3,75 mm	CD37
Ø 4,3 mm	CD4
Ø 5 mm	CD5

PILOT DRILLS / COUNTERSINK	
DIAMETER	REFERENCE
Ø 3,5 mm	PDC3
Ø 3,75 mm	PDC37
Ø 4,3 mm	PDC4
Ø 5 mm	PDC5




INITIAL DRILL	
DIAMETER	REFERENCE
Ø 1,9 mm	RD1910
-	LD3310 DLC
-	LD3310
-	LD3317
Ø 2,0 mm	D215



TAPS	
DIAMETER	REFERENCE
Ø 3,5 mm	TAPC3
Ø 3,75 mm	TAPC37
Ø 4,3 mm	TAPC4
Ø 5 mm	TAPC5





DIRECTIONAL INDICATORS

Directional indicator conical Ø 3,5 mm	DIC3
Directional indicator conical Ø 3,75 mm	DIC37
Directional indicator conical Ø 4,3 mm	DIC4
Directional indicator conical Ø 5 mm	DIC5
Gingival depth gauge Ø 3,5 / Ø 3,75 / Ø 4,3 mm	GDG 34
Gingival depth gauge Ø 5 mm	GDG 5

HAND PIECE CONNECTORS



Hand piece connector Ø 3,5 / Ø 3,75 / Ø 4,3 mm short	EXC900
Hand piece connector Ø 3,5 / Ø 3,75 / Ø 4,3 mm long	EXC901
Hand piece connector Ø 5 mm short	EXC902
Hand piece connector Ø 5 mm long	EXC903

EXTENSORS



Drill extensor	DEP010
Ratchet extensor Ø 3,5 / Ø 3,75 / Ø 4,3 mm short	EXC910
Ratchet extensor Ø 3,5 / Ø 3,75 / Ø 4,3 mm long	EXC911
Ratchet extensor Ø 5 mm short	EXC912
Ratchet extensor Ø 5 mm long	EXC913



SCREWDRIVERS		
Screwdriver hexagonal manual 1,0 mm short		SDHM101
Screwdriver hexagonal manual 1,0 mm long		SDHM102
Screwdriver hexagonal manual 1,2 mm short		SDHM121
Screwdriver hexagonal manual 1,2 mm long		SDHM122
Screwdriver laboratory 1,2 mm		SDLB
Screwdriver flat manual		SDFM010
Motor screwdriver hexagonal 1,2 mm short		MSD010
Motor screwdriver hexagonal 1,2 mm long		MSD020
Screwdriver for wrench hexagonal 1,2 mm short		SDWR121
Screwdriver for wrench hexagonal 1,2 mm long		SDWR122
Angled system screwdriver	20 mm 25 mm 30 mm	KD9142S KD9142M KD9142L



SURGICAL TOOLS		
Implants depth gauge		IDG 010
Open holding key		OHK 010
Wrench standard		WST 010-2
Torque wrench		WST 020
Bone cutting system	Ø 3,5 mm Ø 4 mm Ø 5 mm	BCS 3 BCS 4 BCS 5

General Information


Packaging Opening Instructions

Designed for easy identification of each implant. According to the color of the cardboard box, we can find:

- Grey packaging: Implant MPI All-In® CM



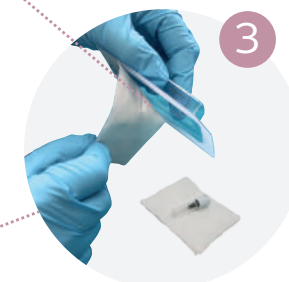
Inside the cardboard box there are the instructions for use, the international implantable product card and the dental implant blister.



Remove the blister from the box. Check that the blister and the label are intact and that the irradiation label is red.



Remove the Tyvek® from the blister. Reserve patient labels for the patient history and international implantable product cards.



Deposit the dental implant on a sterile surface.



Remove the white cap from the tube.



Attach the H/P CONNECTOR to the dental implant and place according to surgical criteria.



Inside the cap is the cover screw.



With the motor or manual screwdriver, remove the cover screw from the cap and thread it on the dental implant.

International Implantable Product Card

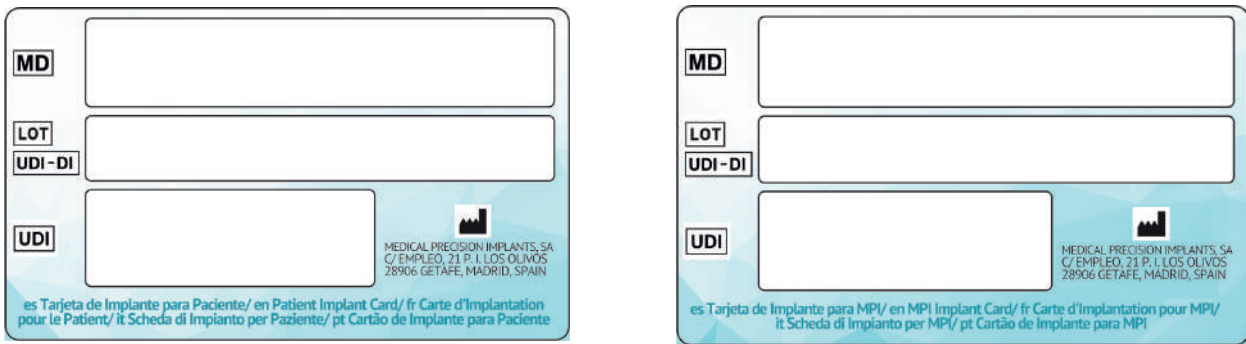
MPI will deliver with each of its implantable products, an international implantable product card.

This card contains the following pre-printed information:

- MD: Medical device to which the card belongs
- UDI: Unique product identifier.

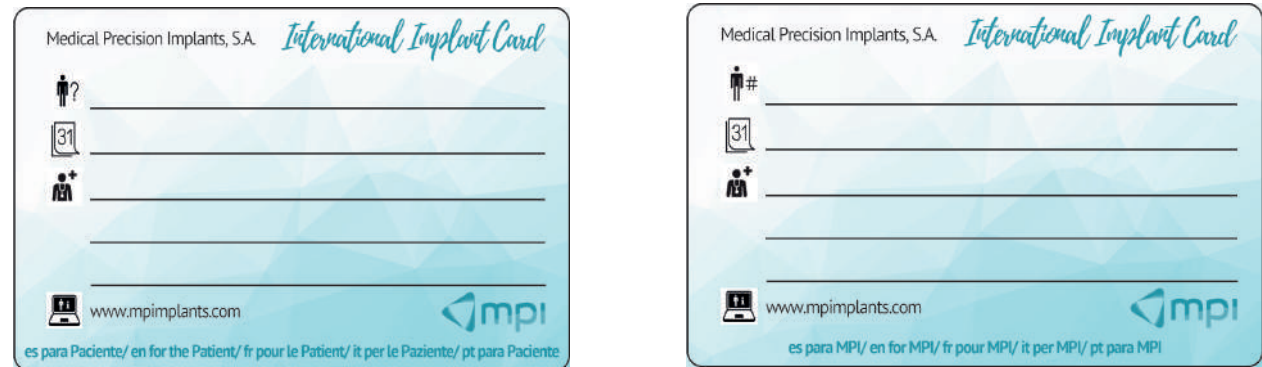
The user must stick a patient label (included on the product label) on each of the two boxes identified with:

- LOT / UDI-DI.



On the back of the card, the user must fill in the following information with the patient's information:

- Patient name (Patient ID)
- Record number (Patient number)
- Implementation date
- Name of the medical care center.

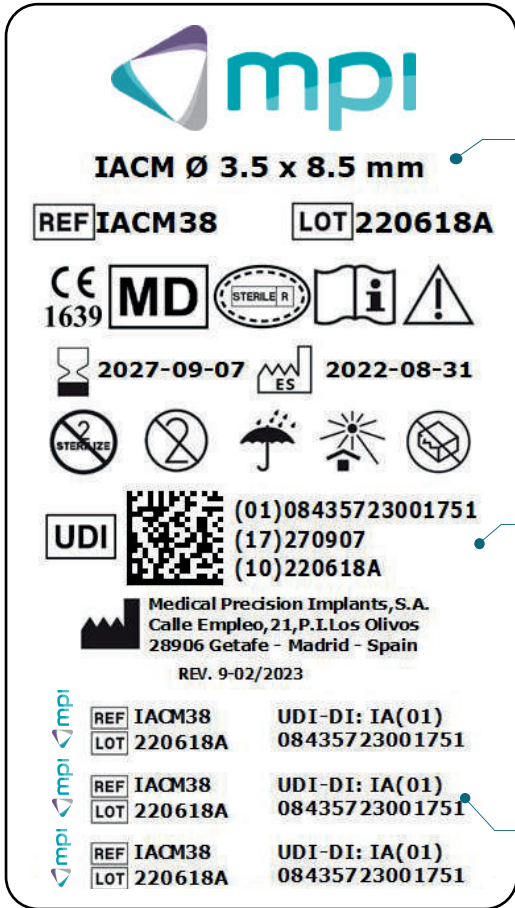


The international implantable product card marked with:

- "for the Patient", must be given to the patient and
- "for MPI", must be returned to MPI by the medical care center.

Label Symbology

Label:



Implant description and measurements are indicated:
• IACM: MPI All-In® System

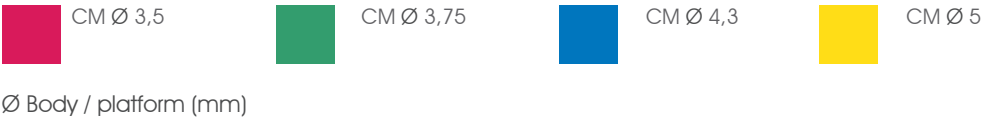
UDI - DataMatrix
(01) UDI-DI
(17) Expiration date (YYMMDD)
(10) Batch number


Patient labels indicating reference, batch code and UDI-DI.

Symbology:

	Manufacturer.
	Country of manufacture with the two-letter country code defined in the Standard ISO 3166-1. The date of manufacture can be added adjacent to the symbol.
	Batch code.
	Catalogue number.
	Keep away from sunlight.
	Do not re-use.
	Do not resterilize.
	Keep dry.
	Consult instructions for use.

	Caution.
	UDI-DI Data matrix: (01) UDI-DI / (17) Expiration date (YYMMDD) / (10) Batch number.
	CE symbol with the notified body number 1639.
	Use by date.
	Sterilized using irradiation. Single sterile barrier system with protective packaging inside.
	Unique Device Identification.
	Medical Device.
	Text language.
	Do not use if package is damaged and consult instructions for use.





Implant diameters: Narrow platform.

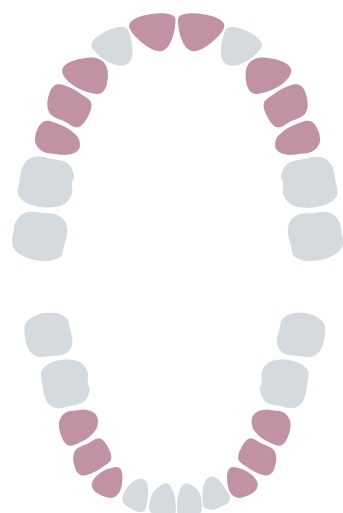
- MPI All-In® CM Ø 3,5 mm
- MPI All-In® CM Ø 3,75 mm

Instructions for use:

For fixed, single- and multiple-unit restorations.

Recommended position:

Lateral incisors in the upper jaw, lateral incisors and central incisors in the lower jaw. For edentulous patients with 4 implants supported overdenture in the anterior and mid areas.



Implant diameters: Regular platform.

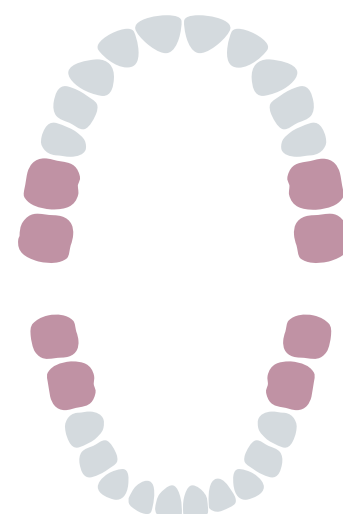
- MPI All-In® CM Ø 3,75 mm
- MPI All-In® CM Ø 4,3 mm

Instructions for use:

For fixed, single and multiple-unit restorations.

Recommended position:

Central incisors, canines and premolars in the upper jaw and canines and premolars in the jaw.



Implant diameters: Wide platform.

- MPI All-In® CM Ø 5 mm

Instructions for use:

For fixed, single and multiple-unit restorations.

Recommended position:

Molars in both jaws.

Quality

To ensure the most demanding quality standards, we have equipped our metrology laboratory with qualified personnel and state-of-the-art measuring instruments. Thanks to demanding quality controls, we have achieved a success rate of over 99%. The "Zero defects" policy is our fundamental basis for the quality of our products and the satisfaction of our customers.

MPI is certified with:

- ISO13485:2016
- UNE166002:2021

Orders

Telephone: +34 91 684 60 63

E-mail: pedidos@mpimplants.com

Shipments and verification of the products

For orders over 150€, the products will be sent free of charge.

Once the order is received, the user should check the order and products.

If there should be any deviation in the order, please contact us as soon as possible.

Return policy

The maximum return period is 15 days from the date of issuance of the delivery note. Changes will not be accepted once the material has been opened and used or its packaging is not in perfect condition.

Returns of unsuccessful materials will not be accepted after 2 months after the cause.

Payment Methods

Direct debit / cash on delivery (additional cost).

Warranty

We guarantee the replacement of our products as long as they are combined with original MPI components.



For more information:
☎ +34 916 846 063
www.mpimplants.com